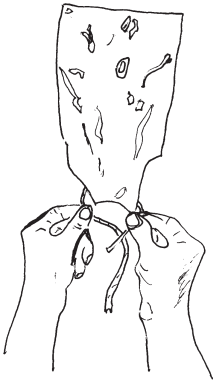


Instructions for using your **Line Runner AirBags™**

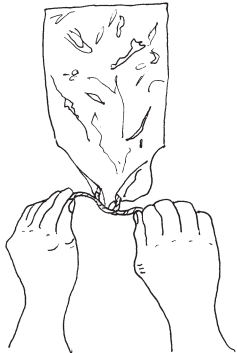


1. Using your hand, open the Line Runner Airbag™ at the open end (tie Loop) of the bag.

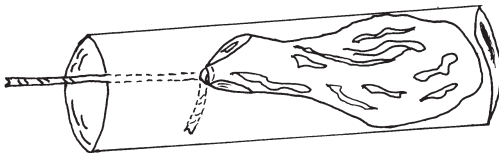
2. Grasp the bag and squeeze its sides together at the tie loop as shown.



3. Insert pulling line through the bag loop opening as shown.



4. Tie pull line to bag loop by knotting as shown.



5. Insert bag into conduit or duct and blow or vacuum thereby laying down a line for pulling wire.

Bag can be re-used. When bag is no longer usable, please dispose of properly or recycle.